

TITLE: TAPE AND REEL PACKAGE SPECIFICATION FOR SMD INDUCTORS

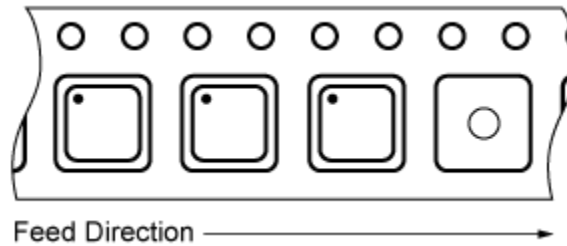
1. TABLE OF TAPE AND REEL

Part Number / Series	Package Description	Quantity /Reel	Reel Diameter	Carrier Tape Width	Carrier Tape Pitch
MPL-AT2010	2010 (2.0 x 1.6 x 1.0 mm)	3000	7 in.	8.0 mm	4.0 mm
MPL-AT2512	2512 (2.5 x 2.0 x 1.2 mm)	2000	7 in.	8.0 mm	4.0 mm
MPL-AT2514	2514 (2.5 x 2.0 x 1.4 mm)	2000	7 in.	8.0 mm	4.0 mm
MPL-AL4020	4020 (4.1 x 4.1 x 1.9 mm)	3000	13 in.	12 mm	4.0 mm
MPL-AL5030	5030 (5.5 x 5.3 x 2.9 mm)	2000	13 in.	16 mm	4.0 mm
MPL-AL5050	5050 (5.5 x 5.3 x 4.8 mm)	1500	13 in.	16 mm	4.0 mm
MPL-AL6050	6050 (6.6 x 6.4 x 4.8 mm)	800	13 in.	16 mm	4.0 mm
MPL-AL6060	6060 (6.6 x 6.4 x 5.8 mm)	750	13 in.	16 mm	4.0 mm
MPL-AY3020	3020 (3.5 x 3.2 x 1.8 mm)	3000	13 in.	12 mm	4.0 mm
MPL-AY4020	4020 (4.45 x 4.1 x 1.8 mm)	3000	13 in.	12 mm	4.0 mm
MPL-AY1050	1050 (11 x 10 x 4.8 mm)	500	13 in.	24 mm	4.0 mm
MPL-AY1265	1265 (13.5 x 12.6 x 6.2 mm)	500	13 in.	24 mm	4.0 mm
MPL-SE2512	2512 (2.5 x 2.0 x 1.2 mm)	2000	7 in.	8.0 mm	4.0 mm
MPL-SE4030	4030 (4.0 x 4.0 x 3.0 mm)	2000	13 in.	12 mm	4.0 mm
MPL-SE5040	5040 (4.9 x 4.9 x 4.0 mm)	1200	13 in.	12 mm	4.0 mm
MPL-SE6040	6040 (6.0 x 6.0 x 4.0 mm)	1000	13 in.	16 mm	4.0 mm

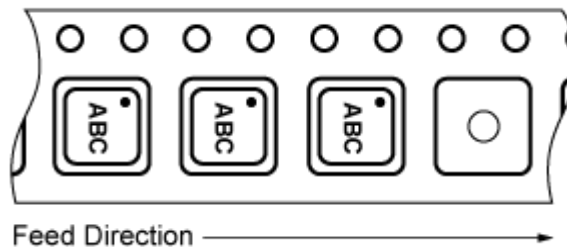
DO NOT COPY WITHOUT WRITTEN PERMISSION FROM MONOLITHIC POWER SYSTEMS

2. ORIENTATION BY TAPE AND REEL

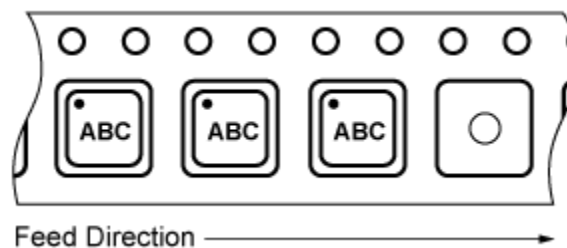
MPL-AT2010
MPL-AT2512
MPL-AT2514



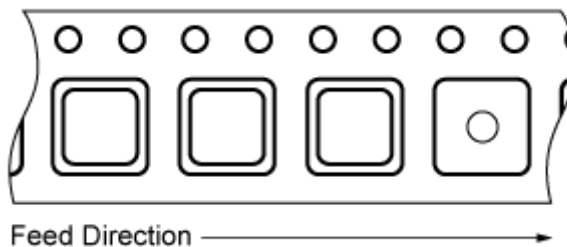
MPL-AY3020
MPL-AY4020
MPL-AY1050
MPL-AY1265



MPL-AL4020
MPL-AL5030
MPL-AL5050
MPL-AL6050
MPL-AL6060



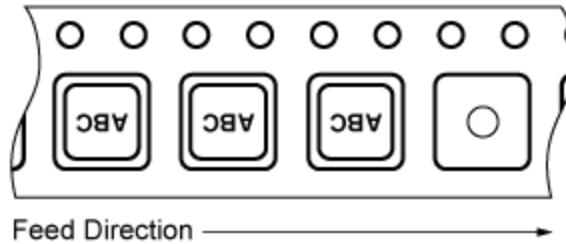
MPL-SE2512



MPL-SE4030

MPL-SE5040

MPL-SE6040



DO NOT COPY WITHOUT WRITTEN PERMISSION FROM MONOLITHIC POWER SYSTEMS